



Factsheet

# Fortuna Select Fund - Fortuna Select Mixte

This product is a sub-fund of Fortuna Select Fund, an Undertaking for Collective Investment in Transferable Securities (UCITS) constituted as a Société d'Investissement à Capital Variable (SICAV) subject to the laws of Luxembourg.

## Investment policy

Fortuna Select Mixte is a well-diversified and actively managed UCITS fund that invests across a wide range of asset classes. The fund can invest in equities, bonds and cash equivalents. The fund is not managed in reference to a benchmark.

- 1 Diversified and flexible investment approach developed to adopt to different market environments
- 2 Focus on businesses with a long-term investment horizon
- 3 Independent research designed to pick plain-vanilla investments

## Investment objective

Over the medium to long term, the Fund manager's objective is to achieve a performance equivalent to or better than the 10-year Eurobond rate.

## Fund Characteristics

<b>Fund Domicile</b>	Luxembourg
<b>Fund legal form</b>	SICAV UCITS
<b>Fund Inception date</b>	October 1, 2002
<b>Inception date of SDM* management</b>	December 31, 2018
<b>Currency</b>	EUR
<b>AUM</b>	EUR 44,98 Million
<b>Dividend</b>	Accumulation
<b>Duration</b>	Indefinite
<b>NAV Calculation</b>	Daily
<b>NAV Publication</b>	De Tijd, L'Echo, Fundsquare, Bloomberg

<b>Custodian &amp; Transfer Agent</b>	Caceis Bank, Luxembourg Branch
<b>Management Company</b>	Fundsight, Luxembourg
<b>Auditor</b>	Deloitte
<b>Fund Manager</b>	Securities De Munter

\* Securities De Munter

## Fund positioning

	Strategic Asset Allocation	Tactical Asset Allocation	Over-/Underweight	In %
<b>Equities</b>	<b>60</b>	<b>70,1</b>	<b>10,1</b>	
Europe ex UK	25	38,6	13,6	
US	27	24,3	-2,7	
UK	3	2,7	-0,3	
Other	5	4,5	-0,5	
<b>Fixed Income</b>	<b>30</b>	<b>17,3</b>	<b>-12,7</b>	
<b>Corporate</b>	<b>25</b>	<b>17,2</b>	<b>-7,8</b>	
Investment Grade	25	13,6	-11,4	
High Yield	0	1,6	1,6	
Emerging Markets	0	2,0	2,0	
<b>Government</b>	<b>5</b>	<b>0,1</b>	<b>-4,9</b>	
Developed Markets	3	0,0	-3,0	
Inflation-linked	2	0,0	-2,0	
Emerging Markets	0	0,1	0,1	
<b>Commodities</b>	<b>5</b>	<b>6,2</b>	<b>1,2</b>	
Gold	5	6,2	1,2	
<b>Cash &amp; Liquidities</b>	<b>5</b>	<b>6,3</b>	<b>1,3</b>	
Cash	5	6,3	1,3	

<sup>1</sup> Investment Grade: Bonds with a credit rating of "BBB" or higher by Standard and Poor's and Fitch or "Baa" or higher by Moody's. <sup>2</sup> High Yield: Bonds with a credit rating below "BB+" from Standard & Poor's and Fitch, or "Ba1" or below from Moody's. <sup>3</sup> Emerging markets: Bonds issued by companies located in emerging markets.

SECURITIES  
DE MUNTER

Securities De Munter

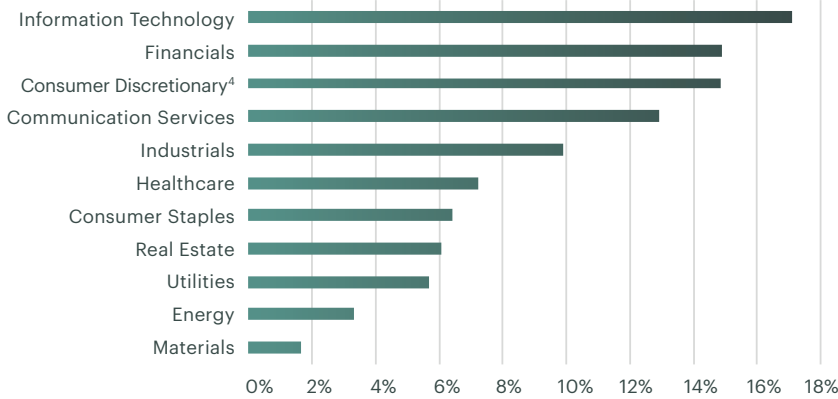
120, Boulevard de la Pétrusse, L-2330 Luxembourg  
info@sdm.lu — sdm-privatebanking.comCopyright © 2026 Securities De Munter sa. Authorised  
and regulated by CSSF (Commission de Surveillance du  
Secteur Financier) au Grand-Duché de Luxembourg.



Factsheet

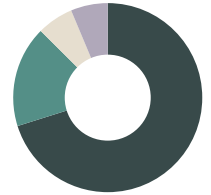
# Fortuna Select Fund - Fortuna Select Mixte

## Equity Sector Allocation



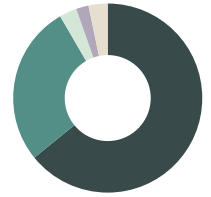
## Asset Class Allocation

- 70,1%** Equities
- 17,3%** Bonds
- 6,2%** Gold
- 6,3%** Cash



## Currency Allocation

- 64,1%** EUR
- 27,5%** USD
- 3,0%** GBP
- 2,1%** CHF
- 3,3%** Other



<sup>4</sup> Consumer discretionary: A durable good which is not destroyed during use and generally wears out over time. Durable goods are generally household and personal goods such as cloths and cars.

## Top 10 holdings

	Name	Asset class	Sector	Weight (%)
1	XETRA GOLD	Commodities	Precious Metals	6,22
2	ALPHABET	Equities	Communication Services	3,17
3	TOTAL ENERGIES	Equities	Energy	2,33
4	LOCKHEED MARTIN	Equities	Industrials	2,31
5	DEUTSCHE TELEKOM	Equities	Communication Services	2,29
6	SAMSUNG ELECTRONICS	Equities	Information Technology	2,2
7	ENGIE 4,25% 2044	Bond	Utilities	2,11
8	PEMEX 2.75% 2027	Bond	Energy	2,01
9	IBERDROLA	Equities	Utilities	2,01
10	TOTAL ENERGIES 3.852 2045	Bond	Energy	2
<b>Total weight of top 10 holdings</b>				<b>26,65</b>

## Performance Class C



Past performance does not predict future returns. Growth of EUR 100,000 since SDM Strategy Inception.



SECURITIES DE MUNTER

**Securities De Munter**  
120, Boulevard de la Pétrusse, L-2330 Luxembourg  
info@sdm.lu — sdm-privatebanking.com

Copyright © 2026 Securities De Munter sa. Authorised and regulated by CSSF (Commission de Surveillance du Secteur Financier) au Grand-Duché de Luxembourg.



Factsheet

# Fortuna Select Fund - Fortuna Select Mixte

## Calendar Year Performance

	2016	2017	2018	2019	2020	2021	2022	2023	2024	2025
<b>C Share Class</b>	0,28%	-5,65%	-12,73%	14,16%	-3,01%	16,01%	-16,20%	16,35%	11,76%	9,33%

## Returns

	Cumulative			Annualised (% per annum)		
	3 Months	6 Months	YTD	1 Year	3 Years	5 Years
<b>C Share Class</b>	-1,80%	1,23%	-1,80%	6,29%	9,25%	5,19%
<b>I Share Class</b>	-1,65%	1,56%	-1,65%	6,97%	/	/

## Ratings

Morningstar Rating<sup>5</sup>



De Tijd Rating<sup>6</sup>



Fund Awards 2026<sup>7</sup>



## Fees

Share class	Investor type	Min Investment	ISIN	Management and other fees <sup>8</sup>	Transaction fees <sup>9</sup>
<b>C</b>	Retail	1 share	LU0146063945	1,85%	0,03%
<b>I</b>	Institutional	1 MIO EUR	LU2710351524	1,20%	0,03%

**Entry fees:** Max 3%

**Exit fees:** 0,5%

**Performance fee:** N/A

### Belgium Residents Only

#### Withholding tax

A 30% withholding tax is applied on capital gains derived from fixed income securities only when the fixed income allocation of the fund is higher than 10%.

#### Transaction tax

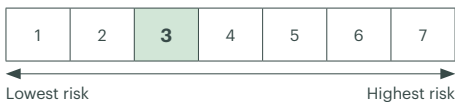
Entry: 0% / Exit: 1,32% (max.: 4.000 EUR)

<sup>5</sup> The Morningstar Rating for Funds, often referred to as the Star Rating, measures a fund's past performance compared to similar funds on a risk-adjusted basis. For information including methodology, please go to [www.morningstar.com/investing-terms/morningstar-rating-for-funds](http://www.morningstar.com/investing-terms/morningstar-rating-for-funds). <sup>6</sup> Crown rating is a score calculated on behalf of Mediafin based on four criteria: regularity over five years, return over five years, risk-weighted return over five years and performance in a falling market. (<https://mediafinhelp.zendesk.com/hc/fr-be/articles/115000002405-Comment-les-couronnes-sont-elles-calcul>) <sup>7</sup> In the 2026 Fund Awards organised by L'Écho, Fortuna Select Fund - Mixte C came third out of 104 entries in the 'Diversified funds - risk-neutral' category. For further information, visit <https://www.lecho.be/dossiers/fund-awards/comment-les-awards-sont-ils-attribues/10651828.html>. <sup>8</sup> The management and other fees are an estimate based on the actual costs of the past year as shown in the latest Key Information Document (KID). <sup>9</sup> The transaction fees are a cost estimate of incurred fees when buying and selling underlying securities. The actual transaction costs are a function of the amount that has been bought and sold.

**Disclaimer.** Past performance is not a reliable indicator of future results, and no guarantee is given that similar returns will be achieved in the future. The performance of the Fortuna Select Fund – Fortuna Select Mixed C share class is based on NAV. The fund's assets and performance may have changed since the date of the report. The fund is managed without reference to a benchmark index. Before investing, you should obtain and read the current Prospectus and Key Information Document (KID), available in French at [www.lecho.be/les-marches/fonds/fortuna-select-fund-mixte-c.60165452.html](http://www.lecho.be/les-marches/fonds/fortuna-select-fund-mixte-c.60165452.html).

This document should not be considered as investment advice or a recommendation. The fund manager may decide to terminate the arrangements made for the marketing of this fund.

### Summary Risk Indicator (SRI)<sup>10</sup>



<sup>10</sup> Summary Risk Indicator (SRI) is a volatility gauge as defined by the European Securities and Markets Authority (ESMA).

**Summary Risk Indicator.** The risk indicator assumes you keep the product for 5 year(s). The risk of the product may be significantly higher if held for less than the recommended holding period.

**Risk considerations.** The value of equity and equity-linked securities may fluctuate in response to the performance of individual and general market conditions. Emerging markets may be subject to increased political, regulatory and economic instability as well as higher volatility. Emerging market currencies may be subject to volatile price movements. The fund's assets allocation is actively managed. There's a risk that the performance of the Fund will suffer if the allocation to any particular asset class is low when that asset class is outperforming or high when the asset class is underperforming. Movements in currency exchange rates can adversely affect the return of your investment.

**Source :** Securities De Munter, Caceis, Bloomberg. March 31, 2026.

The Summary of Investor Rights is available in English on <https://fortunaselect.com/summary-of-investor-rights/>